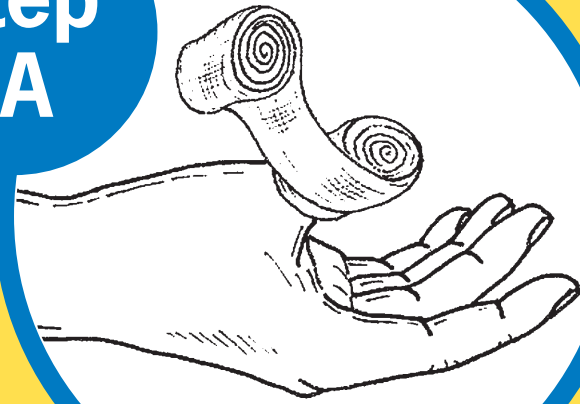


What To Do In An Accident Involving Amputated Fingers Or Limbs

Step A

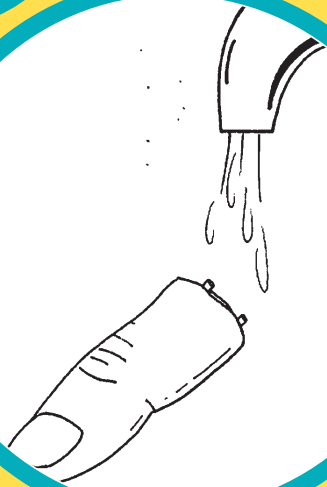


Stop bleeding by applying pressure to injury site using a clean and dry cloth.

Step B

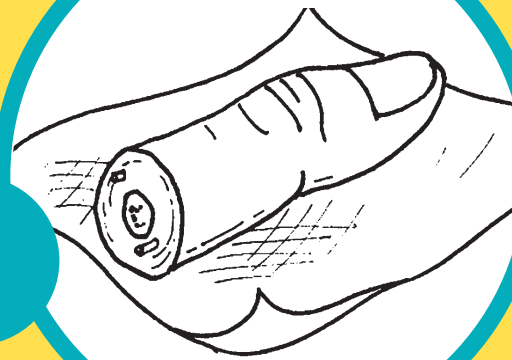
Preserve the amputated finger or limb as follows:

1



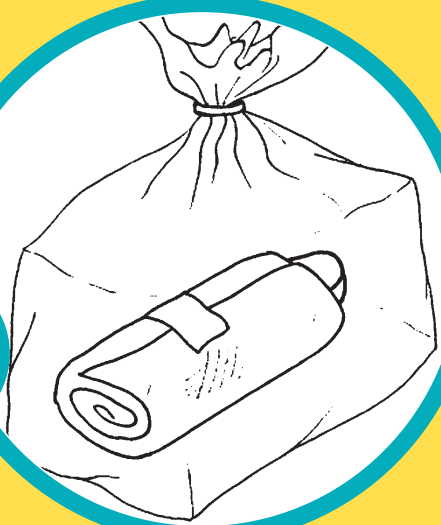
Wash the amputated finger or limb under running water.

2



Wrap it in a clean and damp cloth.

3



Put it in a clean plastic bag and secure the bag tightly.

4



Put the plastic bag into another plastic bag containing ice cubes. Tie both bags together with their ends upright.

CAUTION!

- DO NOT soak the amputated finger or limb in ice or water.
- DO NOT keep it in the freezer compartment of a fridge.
- If in doubt, contact a doctor* immediately.

Step C

Go to the hospital immediately with the preserved amputated part.

* You can contact:

National University Hospital
Department of Hand and Reconstructive Microsurgery
Contact: 9758 1448 / 6779 5555 (contact Hand Surgeon on call)
Fax: 6773 2558